

Understanding Our Frequencies Through Harmonic Associations

James E. Bare, D.C.

Copyright © 2005

Besides being public, our frequencies are kept secret and then traded, swapped, or at times sold to the highest bidder. We have had absolutely no idea if there is some superiority to using one frequency over another. Does 2017 work better than 2116, or 2127, or 2150? One occasionally hears of some individual with cancer responding at 727 or 802. Frequencies that are supposed to be for one condition are helping with another. Why does this occur? There is a mystique to our frequencies which have created limitations to treatment outcomes. All too often it seems frequencies are almost magically derived. Seemingly discovered by some unknown process, and then promoted as the latest and greatest solution to the physical problems that ail us. Until now, we have just had to exist with this situation. Hoping that the frequencies we utilize will actually work, and won't be little more than just a number on a piece of paper.

This paper is about how our present day audio range frequencies with a direct Royal Rife or John Crane lineage came into existence. It is about how to examine existing frequencies for reliability, and generate new frequencies that can be utilized with some confidence. From the methods discussed in this paper, thousands of new frequencies will be derived, and effectiveness of our treatments should increase significantly.

To understand our modern day frequencies involves an understanding of harmonics. Harmonics are often presented in terms of some multiple of a fundamental frequency. That is, harmonics may be derived through the process of multiplication. For example, a fundamental frequency of 3000 Hz will have harmonics at 3000, 6000, 9000 and so on. The mathematical opposite of a harmonic is known as a **sub harmonic**. A sub harmonic is derived by the process of division. A sub harmonic of 3000 Hz might be 1500 Hz, or 600 Hz. Both 600 and 1500 Hz are divisors of 3000 Hz. As are 500, 1000, 200, 300, and 50, among many others!

In examining some of the letters written by Dr. Rife, the proper term for an audio range frequency which is a sub harmonic (exact or near exact divisor) of the fundamental frequency is “**Coordinative Resonance Frequency**” or CRF. All of our modern day frequency devices utilize Coordinative Resonance Frequencies in the treatment of disease. One of the letters using the term “Coordinative Resonance Frequency” is presented and examined in some detail further down in the text of this paper.

In the context of this paper, a sub harmonic of the Rife Fundamental Frequency is known as a Coordinative Resonance Frequency. By utilizing square wave sub harmonic frequencies of the Rife fundamental frequencies, we create harmonics of the square wave which produce resonant responses. A fundamental rule upon which this entire paper is based is the following:

The Rule of Coordinative Resonance

A Coordinative Resonance Frequency (CRF), is defined as an exact or near exact divisor of the Rife fundamental frequency.

Dr. Rife discovered Fundamental Frequencies by exposing a particular micro organism to his device. When a sine wave frequency was discovered that either “devitalized”, killed, or physically disrupted the organism, this was recorded as the Fundamental Frequency. The problem we have with the use of Coordinative Resonance Frequencies (CRF) is significant. As one moves away from the fundamental frequency, by utilizing a sub harmonic, power in each sub harmonic diminishes by $\frac{1}{2}$, compared to the sub harmonic preceding it. As one moves farther away from the fundamental, the initial strength of the sub harmonic is therefore critical. Modern day frequency instruments utilize square waves to create the CRF. Square waves produce harmonics which will eventually generate a frequency which will match with the Rife fundamental. The basis of treatment is that a square wave set at a particular CRF will generate some multiple of itself which will eventually match the true resonant frequency we know as the Rife Fundamental. Figure #1 demonstrates this effect. However, except in but a few cases does the author believe resonant destruction to be a valid mechanism of action of our audio range frequencies. It is not this paper’s intent to discuss the physiologic methods of action of CRF’s . As each harmonic is generated, it loses amplitude and therefore energy. At some point the energy will become negligible , and be incapable of producing in-vitro effects. For example, the Rife fundamental frequency for tetanus is 234000 Hz. A CRF given for it’s treatment is 244 Hz . Thus $234000/244 = 959.06$ times removed from 244. 244 Hz represents the maximum power generation point for the device creating the CRF. The power of a sub harmonic 959 times removed from the Rife Fundamental is negligible. Yet if one utilizes a different CRF, for example 26000 Hz, then $234000/26000 = 9$ times removed. This means significant increases in power transfer to the fundamental frequency. It is the authors opinion that it is the lack of power in the harmonic of the CRF that matches the Rife fundamental frequency, which has impaired our ability to duplicate Dr. Rife’s in-vitro effects on micro organisms.

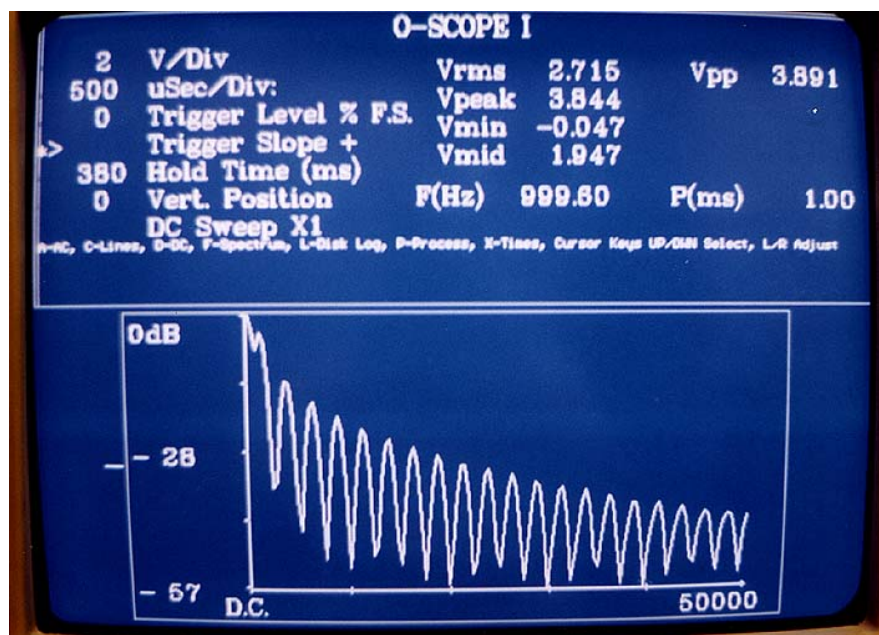


Figure 1. Generation of Harmonics to 50,000 Hz, By a 1000 Hz Square Wave

All fundamental frequencies to be examined in this paper were discovered by Dr. Rife. This includes the frequencies for Carcinoma and Sarcoma. We know that Dr. Rife discovered the fundamental frequencies

of over fifty different micro organisms. Rife fundamental frequencies for twenty six micro organisms are in the public domain. The Rife fundamental frequencies of the remaining twenty four micro organisms are in private hands. Until now those frequencies in private hands were just a curiosity. It is the authors hope that those people with the remaining Rife fundamental frequencies will release them into the public domain free of contractual restrictions or financial attachments. There are two organisms whose Rife fundamental frequencies are non public, and are crucial to the treatment of carcinoma and sarcoma. These are the frequencies for the BY, the sarcoma virus, and the frequencies for the poliomyelitis virus. The important need for these frequencies will be discussed later in this paper.

The authors investigations have shown that there are no less than 4 groups of fundamental frequencies that Dr. Rife derived. These are:

1. Frequencies utilized by the #4 machine. The #4 machine utilized a fixed radio frequency carrier, and a treatment frequency. It was installed in the Santa Fe Hospital and put into use in early November of 1935. The Frequencies utilized by the #4 machine are widely used to derive CRF's.
2. & # 3.- Frequencies utilized by the 1934 machine. These were typically listed as a Wavelength of Super Regeneration (WSR), and an actual frequency. The WSR being a wavelength, is easily converted to a frequency. The WSR converted to a frequency is widely used to derive CRF's.
4. The fourth frequency is known as a "beat" frequency. This fundamental frequency is derived by subtracting the WSR from the given frequency for the 1934 machine. It will be shown that some of the original Beam Ray device frequencies may have been sub harmonics of the beat frequency. There is a major problem with this derivation method of CRF's. Except when a beat frequency CRF is also a CRF of another Rife Fundamental frequency (#4 or WSR) , there is no effect from their usage.

To repeat... **A CRF is defined as an exact or near exact divisor of the Rife fundamental frequency.**

CRF's can be created and classified via several different methods.

1. The first method is known as the octave method. One simply divides the fundamental frequency by factors of two. That is 2, 4, 8, 16, 32, 64, 128, 256, 512, 1024, 2048, 4096, 8192 and so on.
2. The second method generates what might be called log frequencies as a basis of divisors of 10. That is 10, 100, 1000, 10000, 100000, 1000000 and so on.
3. The third method, and that which will be shown to have been used by Dr. Rife, John Crane, and possibly Phillip Hoyland , is to use a randomly generated exact or near exact divisor of the fundamental frequency. Why would such a method be used? It is the authors opinion that by generating these divisors randomly, it is nearly impossible to determine the fundamental frequency. By this method one may hold the control of fundamental frequencies as a proprietary business secret. One could easily use different CRF's for machines which are electrically different and have people believe the frequencies were unique to each machine. This in fact will be shown to be something that John Crane and possibly Dr. Rife did in fact do.

The consequences of the preceding sentences may be that the non public Rife fundamental frequencies for the twenty four micro organisms will never be released into the public domain. At some point the ownership of these frequencies may become embroiled in legal proceedings which will benefit no one

keeping their public knowledge locked away for yet another decade or two. Another problem comes about from the effects of time....Too much original Rife material consisting of notes, correspondence, lab reports, schematics, blue prints and so on has been lost to history. Unknowing heirs have tossed papers worth millions of dollars in the trash. All of the original blueprints, notes, and design data created by Dr. Rife's engineer met this fate. Much existing material in private hands has dubious ownership – some being outright stolen, and then sold to unsuspecting buyers. It is this author's plea that any reader of this monograph who might have any or all of the unknown frequencies, release them into the public domain, and not keep them, looking for some possible financial gain.

Coordinative Resonance Frequency Derivation

A particular fundamental Rife frequency may have many different exact divisors. Let us take for example a hypothetical fundamental frequency of 1000000 Hz.

Octave Harmonics – 500000, 250000, 125000, 62500, 31250, 15625, etc.

Log Harmonics – 100000, 10000, 1000, 100, 10

Random Divisor – 125000, 62500, 15625, 12500, 8000, 6250, 1250, 800, 625 etc.

If one looks carefully at the random divisor harmonics, it becomes apparent that some of the frequencies exist as log values of each other, even though they are not log values of the fundamental. For example 125000, 12500, 1250 and 62500, 6250, 625 are all CRF's of 1000000

While investigating our modern audio range frequencies, it became apparent that there were several different ways in which they were derived for our usage. One particular fundamental frequency may be used to derive the CRF. Other times, a CRF is used which matches two to all four of the original Rife Fundamental Frequencies. **In the great majority of cases the author has examined, all audio range CRF's in common usage with a Rife/Crane lineage have been derived from the fundamental frequency utilized by the #4 machine, or the WSR from the 1934 machine converted to a frequency.** Figure #2 is an excerpt from one of Dr. Rife's laboratory notes showing treatment of mice inoculated with the BX virus at 17.6 meters (17033662 Hz).

will filter tomorrow)
Aug 13th All three of mice from strong strain New Haven including Case no _____ were rayed for 5 min in the Rife Ray 17.6 meters at a distance of about 16 CM. K media solution filtered and examined. no BX found (BX ?)
Aug 14th Planted solution in Petri dish on guinea media with BX. mice lively this morning not much change in feel of tumor -
we will ray mice tomorrow again -

Figure #2 – A hand written excerpt from one of Dr. Rife's notebooks.

The author has not yet found any frequencies in common usage that are CRF's only of the beat frequency of the 1934 machine, or only a CRF of the carrier frequency utilized in the 1934 machine. Frequencies in common usage may be CRF's of both the Wavelength of Super Regeneration (converted to a frequency) and/or the carrier frequency of the 1934 machine. They may be harmonics of the beat frequency and the WSR of the 1934 machine. They may also be CRF's of the WSR and the #4 machine, or the carrier frequency of the 1934 machine and the #4 machine. They are never CRF's of just the carrier or beat frequency.

Here is an example using the frequencies for BX virus (carcinoma)

(#4) 1604000/2127.05 = 754.09
(WSR) 17033772/2127.06 = 8008.07
(Carrier) 11780000/2127.10 = 5538.05
(Beat) 5253662 /2127 =2469.98

As can be seen, 2127 is an exact or near exact divisor for all the fundamental frequencies found by Dr. Rife for the BX virus.

Let's examine 12 frequencies that appear to have a definite John Crane lineage. On October 15, 1999, Jason Ringas of the Rife Research Group of Canada, made a posting to the old Rife-List. In this posting were a set of frequencies Jason found on a paper which was hand written by John Crane. Dated February, 1959 they were as follows:

(All frequencies in Hz.)

Tetanus – 244

Treponema – 902

GC and Typhoid Rod – 824

Staph. – 960

Strep. - 1266

Pneumonia - 1238

T.B. Rod – 1513

T.B Virus - 2565

B. Coli virus – 2872

Typhoid Virus – 3205

Sarcoma – 3524

BX - 3713

Until now, it has been unknown how or where these frequencies came from or were derived.

Remembering the Rule of Coordinative Resonance:

A CRF is defined as an exact or near exact divisor of the fundamental frequency.

With our modern digital calculators and spread sheet computer programs, it is a simple process to find Coordinative Resonance Frequencies. In the late 1940's and 1950's people had mechanical calculators that used wheels and gears with a paper read out. The process to find divisors may have taken hours of tedious hand cranking the calculator mechanism.

Tetanus – $234000/244 = 959.01$ (#4 machine)

Treponema – $789000/902 = 874.72$ A non sub harmonic . 902 is a sub harmonic only of Typhoid virus
 $1445000/902 = 1601.99$ Did Crane make an error?

GC and Typhoid Rod – $233000/824 = 282.76$ A non sub harmonic. 824 is a sub harmonic of Tetanus
 $234000/824 = 283.98$. A sub harmonic of Streptothrix $192000/824=233.00$, and a sub harmonic of B. coli rod $417000/506.06$. Did Crane make another error and mean Streptothrix (Actinomycosis – AC not GC) and B. coli Rod? All fundamentals from the #4 machine.

Staphylococcus – $478000/960 = 497.91$ (#4 machine)

Streptococcus – $720000 /1266 = 568.72$ A non sub harmonic. 1266 is a sub harmonic of BX
 $1604000/1266 = 1266.98$ and gonococcus $233000/1266 =184.04$ (#4)

Pneumonia - $427000/1238 = 344.91$ (#4 machine)

T.B. Rod – $369000/1513 = 376.07$ (#4 machine)

T.B Virus – $541142/2565 = 210.97$ (WSR- Do not have an any other listing may be rod?)

B. coli virus – $11103424/2872 = 3866.09$ (WSR)

Typhoid Virus – $760000/3502 =270.01$ (#4 -760KHz is listed as the rod form, did Crane make an error?)

Or, Crane may have transposed a number in his calculation.

$369000/3025 = 121.98$ Both 3502 and 3025 are divisors of 17033662

Sarcoma – Fundamental is Unknown

BX - $1604000/3713 = 431.99$ (#4)

There either seem to be some errors in these calculations made by John Crane, or.... It may be possible that there are other unknown fundamental frequencies for the organisms which are not presently in the public domain. Of the 12 frequencies – 7 give good accordance with the Rule of CRF's, while the other 5 seem to have errors or do not give accordance, but do give CRF accordance with other organisms. So there are actually CRF accordance's with all 12 organisms. It is just that 5 of the 12 seemed to be attributed to the wrong organism . This potential for error and cross associations will become important further on in this paper.

Dr. Rife discovered that there were 10 groups of micro organisms. His investigations found that the members of each group were all pleomorphic forms of the same organism. By changing the substrate they grew upon, one could cause the organism to adapt and take on a different pleomorphic form. The classification of the organisms that belong to the 10 groups is unknown. What is known are most of if not all the members of one of the ten groups. This one group importantly contains the BX and BY virus. Dr. Rife considered the organism to be a primordial cell and discussed this organism in a paper entitled "History of the Development of a Successful Treatment for Cancer and other Virus, Bacteria, and Fungi" – December 1, 1953.

We believe and have proven to our satisfaction that the so-called virus is in reality the primordial cell of a micro-organism. We also have proven that it is the chemical constituents and chemical radicals of the virus under observation which enact upon the unbalanced cell metabolism of the body to produce any disease that may occur. We have in many instances produced all the symptoms of the disease chemically without the inoculation of any virus or bacteria in the

Dr. Rife felt that it is the chemical constituents and chemical radicals of the virus which create cancer.
Use of the same chemicals without the virus will produce cancer.

We have classified the entire category of pathogenic bacteria into 10 individual groups. Any organism within its group can be readily changed to any other organism within the ten groups depending upon the media with which it is fed and grown. For example, with a pure culture of bacillus coli, by altering the media as little as two parts per million by volume, we can change that micro-organism in 36 hours to a bacillus typhosis showing every known laboratory tests even to the Widal retraction. Further controlled alterations of the media will end up with the virus of poliomyelitis or tuberculosis or cancer as desired, and then, if you please, alter the media again and change the micro-organism back to a bacillus coli.

This paragraph discusses the organisms within one of the ten groups. The importance of this group is that it contains the BX or cancer causing life form .

This method of ionization and oxidation brought the chemical refraction of "BX" out of the ultra-violet and into the visible band of the spectrum. Owing to the fact that these test tube specimens had gone through so many trials, we again started from scratch and repeated this method 104 consecutive times with identical results. The "BX" virus was given a complete breakdown to determine its chemical constituents and characteristics, which are previously noted in this report.

By continued microscopical study and stop motion photographs, it was found that the "BX" virus had many changes and cycles as so with other micro-organisms. The virus can be readily changed to other forms or cycles of themselves by the media upon which they are grown. By altering the "K" media slightly acid, we no longer have a "BX" as we have classified this cancer virus, but we have what we term a "BY". In this stage or form, it is still a virus, but considerably enlarged from the initial "BX". Still retaining a purple red refractive index, but will no longer pass the porosity of the W porcelain or diatomaceous earth filter. In this stage, the "BY" requires a much coarser "N" filter.

The next stage finds this micro-organism, now known as the monococoid form in the monocytes of the blood of over 90% of carcinomatous individuals. This form can be readily seen when properly stained with a combination of a silver nitrate and gentian violet with the standard research microscope.

There are twelve organisms which all belong to the same group and may be considered as different pleomorphic forms of the same organism. These are: BX virus , BY virus , B. coli rod, B. coli virus, Streptothrix, B. typhosis rod, B. typhosis virus, Poliomyelitis Virus, Tuberculosis rod, Tuberculosis Virus, Streptococcus, and Staphylococcus. There may be other members of this one group, but they are presently unknown.

Now if these are all different life cycles of the same organism, it might stand to reason that there are CRF relationships between them. IT ALSO MEANS THAT IN ORDER TO TREAT THE ONE ORGANISM, TREATMENT OF ALL TWELVE OF IT'S LIFE FORMS SHOULD BE CONSIDERED !

BX – 17033662 and 1604000

Carcinoma	$17033662/2127.06 = 8008.07$	
Staphylococcus	$17033662/727 = 23420.07$	$478000/727.5 = 657.04$
Streptococcus	$17033662/880.02 = 1935.99$	$720000/880.09 = 818.09$
B. Coli rod	$17033662/802 = 21238.98$	$417000/802 = 519.95$
B. coli virus	$17033662/1552.04 = 10975.01$	$770000/1552.41 = 496.00$
Sarcoma	$17033662/2007.5 = 8485.01$	Unknown
B. Typhosis Rod	$17033662/721 = 23625.05$ (NT?)	$760000/721 = 1054.09$
B Typhosis Virus	$17033662/1862 = 9149.06$	$1445000/1862 = 776.04$
Tuberculosis Rod (803)	$17033662/830 = 21238.98$	$541142/830 = 651.97$
Tuberculosis Virus (1600)	$17033662/1600 = 10646.03$	Unknown
Streptothrix 784	$17033662/784.02 = 21726.05$	$186554/784 = 237.95$
Polio Myelitis	$17033662/unknown$	

NT = Numeric Transposition

Close examination will show that there are some differences here between Crane frequencies and the frequencies in this table. The Crane Frequency for TB virus is given as 1552, this is not a CRF for BX ,

but the corrected Beam Ray Frequency of 1600 Hz is a CRF. 1255 Hz, a numeric transposition of 1552, is a CRF for BX. TB Rod has a Crane frequency of 803, this is not a CRF for BX, but the Beam Ray frequency of 830 is. Again another numeric transposition. The Crane Frequency listed for B. Typhosis rod is 712, but this is not a CRF for either BX or the #4 machine or the WSR. 721 Hz however is a CRF for BX and the #4 machine B. typhois frequency of 760,000. Another numeric transposition. Here is yet another example of number confusion and certainly raises the question...

“Is it possible that John Crane was affected with a degree of dyslexia? “

The Problem with Rife Fundamental Frequencies:

A large problem we have is that in the 1930's and 1940's all frequency generating and measuring instruments were analog. Analog instruments are prone to inaccuracy in both frequency generation and frequency measurements. An example... Suppose an analog instrument had an accuracy of 0.1%. At 1000 Hz this would mean an inaccuracy of 1Hz, by 100,000 Hz the accuracy is off by 100 Hz, and by 1,000,000 Hz the accuracy is off by 1000 Hz. We know that Dr. Rife was able to measure frequencies with an accuracy of 1000 Hz at up to 11,780,000 Hz. This means an overall accuracy of the instruments of .01% or thereabouts. Looked at a different way, Dr. Rife didn't say 11781000 or 11779000 Hz. He was able to find a particular frequency to an accuracy of 1000 Hz. A very high degree of stability and accuracy, which may be relative to the transmitter and frequency measurement devices he utilized. Their actual output and measurements may be considered with some suspicion in relationship to present day electronics. Some of the very best modern digital frequency generators have .02 to .03 % accuracy. Digital devices can be set, and one can be assured, that the frequencies they generate or measure are consistently within this range of accuracy.

The accuracy problem compounds considerably when one examines the conversion of the Wavelength of Super Regeneration into a frequency. We know that Dr. Rife was able to measure an accuracy of within 0.1 meter in wavelength. This becomes problematical if one looks at this 0.1 meter as 10 cm . Was Rife rounding the actual measured wavelength off ? That is, was a wavelength 17.62 or 17.58 meters? Or was it exactly 17.6 meters?

What happens when one converts these wavelengths into frequencies?

17.60 meters = 17,033,662 Hz

17.62 meters = 17,014,328 Hz Difference = 19334 Hz

17.58 meters = 17,053,304 Hz Difference = 19642 Hz

These are significant differences!

An even subtler change, one that probably could not even be measured with his equipment would be a difference of just .001 meter or one mm

17.600 meters = 17,033,662 Hz

17.601 meters = 17,032,695 Hz Difference = 967 Hz

17.599 meters = 17,034,630 Hz Difference = 968 Hz

Still significant differences in frequencies!

Frequencies measured for the #4 machine seem to have very good accuracy. Measurement seems to have been capable to the nearest 100Hz. Again comes the problem of rounding up or down. We do not know if Dr. Rife did this or not.

RIPE RAY MACHINE NO. 4

NAME	OSCILLATOR		FREQUENCY KC	GROUP 1		GROUP 2	
	S	DIAL		S	DIAL	S	DIAL
BX Filterpassing	3	85.50	1604	6	18.8	6	21.0
TYPHOID Filterpassing	3	76.66	1445	6	23.2	6	26.6
TYPHOID Rod	3	35.00	760	6	76.2	6	79.0
ACTINOMYCOSIS (Streptothrix)	4	20.75	192			8	77.1
STAPHYLOCOCCUS	4	85.25	478	7	27.2	7	44.5
B. COLI Rod	4	73.50	417	7	42.6	7	62.5
DIPLOCOCCUS PNEUMONIAE	4	75.33	427	7	40.0	7	59.1
BACILLUS TETANI (Tetanus)	4	36.5	234			8	49.25
STREPTOCOCCUS PYOGENOUS	3	31.00	720	6	82.2	6	86.2
BACILLUS TUBERCULOSIS Rod	4	64.50	369	7	57.7	7	80.6
B Coli-fil	3	34	770	6	74.5	6	77.25
B Anthrax	5	81.26	139.2			9	29.1
Treponema Paludium	3	37.25	789	6	71.75	6	74
Staphylococcus	4	36	233			8	49.5

Original Rife Lab Note Showing Frequencies for the #4 Machine

The following comparative list compiles the “original Rife Frequencies” that have been determined thus far. Here it is:

MICROORGANISMS	RIFE'S MORTAL OSCILLATORY RATES (MORs)					
	From Crane's PRM 1950-	Beam Ray 1936-1950	Rife Ray #4 1935 – 1936	From Rife's Lab Notes 1932		
	Freq In Hz	Freq In Hz	Freq In Hz	#1 Freq In Hz	#2 Freq in Meters	Meters* To Hz Conversion
26 Conditions described in Rife's original lab notes (*note – excludes TB virus and Worms)	Square Wave	All Sine Wave Carrier 2 MHz or more 2.4 MHz, 3.5 MHz, 4.6 MHz				
Anthrax			139,200	900,000	1,100	272,539
Anthrax Symptomatic				400,000	18,000	16,655
B Coli (Rod)	800	8,020	417,000	683,000	943	317,914
B Coli (Virus)	1552	17,220	770,000	8,581,000	27	11,103,424
Bubonic Plague				160,000	585	512,466
Cancer (BX – Carcinoma)	2128	21,275	1,604,000	11,780,000	17.6	17,033,662
Cancer (BY – Sarcoma)	2008	20,080				
Catarrh				1,800,000	175	1,713,100
Cholera Spirillum				851,000	312	960,873
Contagious Conjunctivitis				1,206,000	148	2,025,625
Diphtheria				800,000	275	1,090,154
Glanders				986,000	407	736,591
Gonorrhea	712		233,000	600,000	1,990	150,649
Influenza				1,674,000	154	1,946,704
Leprosy	600	6,000		743,000	1,190	251,926
Pneumonia	776	7,660		1,200,000	785	381,901
Spinal Meningitis			427,000	927,800	167	1,795,164
Staphylococcus Pyogenes Aurcus	728	7,270	478,000	998,740	540	555,171
Staphylococcus Pyogenes Albus					546	549,070
Streptococcus Pyogenes	880	8,450	720,000	1,241,000	142	2,111,214
Streptothrix (Actinomycosis)	784	7,870	192,000	678,000	1,607	186,554
Syphilis	660	6,600	789,000	900,000	108	2,775,856
Tetanus	120	1,200	234,000	700,000	19,000	15,779
Tuberculosis Rod	803	8,300	369,000	583,000	554	541,142
Tuberculosis Virus	1552	16,000				
Typhoid Fever Rod	712	6,900	760,000	900,000	345	868,964
Typhoid Fever Filter passing	1862	18,620	1,445,000	9,680,000	21.5	13,943,835
Worms		2,400				

*Wavelength = 299792458 ? Freqs in Hz and Freqs in Hz = 299792458 ? Wavelength

Today all the frequencies in the audio range which Rife found to kill microorganisms can be produced by any function generator. But as you can see, to work on Dr. Rife's *original* principles an RF carrier frequency would be necessary. In order to have a carrier frequency a second function generator will have to be obtained or you will have to purchase one that has a built in carrier frequency. Also you will have to have an oscilloscope to make sure the frequencies are properly modulated.

The above chart is used with permission and excerpted from the file freqchart.pdf. This file is available as a free download from the web site <http://www.OurLifeHouse.com> and is compiled from the Polarity Research Manual (PRM) written by John Crane. The 600 + page PRM contains a wealth of Rife related material and is available for purchase from the same web site.

The following letter was written to John Crane by Dr. Robert Stafford, and offers many important clues to understanding of our audio range frequencies. Two devices and their respective frequency settings are mentioned. One is an RF gas plasma unit, and the other is an electrode unit. Notice that Dr. Stafford refers to the audio level frequencies as "Coordinative Resonance Frequencies". In examining these frequencies, one must remember that the frequency generator as well as the frequency measuring devices are analog and have some built in accuracy errors. Much can be found by comparing the frequencies given for the two different machines. Having different frequencies for different machines is misleading. It could make someone think the method of action is different for each machine. This as will be shown is not the case. The frequencies are just different sub harmonics (CRF's) of the fundamental frequencies.

"4" in
CR 54365
Hence?

John F. Crane,
Life Lab Inc.
San Diego, Calif.

Dear John,

Believe me, I am very pleased that you finally sent some cold hard facts about the frequencies used in this work. It is quite discouraging to be so very much in the dark about a subject which has become very intriguing to me. This data has helped already since I have calibrated both machines here and have found them both off the critical frequencies as listed below, (in compliance with your previous request.)

Calibration of the Rife Radio Frequency by use of a Tektronix Oscilloscope Model 535-52 ; prechecked at 60 cps and 10,000 cps before measuring.

Organism	Dial	Band	Reading	cps
Staphylococci	85	2	678	
Streptothrix	91	2	747	
Streptococci	99	2	848	
Sarcoma	27	3	1755	
Carcinoma	30	3	1820	

Calibration of the new Heathkit AO-1 Audio Oscillator gave the following cps at the dial setting which you listed on the panel:

Organism	Dial	Setting	Reading	cps
Staphylococci	3-43	"X"10	670	
Fungi	3-25	"10	718	
Streptococci	3-96.5	"10	551	
Sarcoma	7-42	"100	1850	
Carcinoma	7-13.5	"100	2000	

In-as-much as these five settings are all I intend to work with on the Kettering cancer mice, I don't think we have to worry about the rest of the pathogens. There is one thing more which I feel I must have to work intelligently. PLEASE SEND ME THE COORDINATIVE RESONANCE IN CPS FREQUENCY WHICH WILL DESTROY STREPTOCOCCI. I don't want to proceed with our most important work so far, until I'm reasonably certain of success. Success with the Kettering Mice will mark the real beginning of successful approval by the medical profession here and consequently throughout the country- Even your "friends" in the California Medical Society will have to appologize to Dr. Rife. I have taken one year to set the stage. These things can't be rushed. I now feel we are getting on sound footing. If the machine is properly calibrated it should repeat the astonishing results on the mice which it performed under John Marsh on Mrs. Cartwright and Mrs. Bias last fall. I believe that calibration is one of our big stumbling blocks but I now have connections here with Monsanto which may help along these lines.

John, I appreciate the trust which you have shown in me by telling me some of your trade secrets. I shall assure you I will use extreme caution with these trusted facts, guarding them from those who might use them improperly. My only interest is to help you establish the value of this form of treatment and assist in its recognition by my colleagues.

Please send me your suggested setting for the two machine from the facts above. Also please sent the mortal oscillatory rate for Streptococci. I shall await your answers to these two questions prior to starting the mice experiments.

Dr. Stafford RF Plasma Device Frequencies

Staphylococci	678 Hz	$678000/678= 705.01$
Streptothrix	747 Hz	$192000/747= 275.02$
Streptococci	848 Hz	$720000/848= 849.05$
Sarcoma	1755 Hz	Fundamental is Unknown
Carcinoma	1820 Hz	$17033662/1820 = 9359.15$ A Non Sub Harmonic

There does seem to be a problem here with Carcinoma. The given frequency is a non sub harmonic. One must remember this is an analog instrument, no digital readout or setting is possible. Eyeball accuracy for a particular dial setting is as good as one can get. Is it possible that there is some error in the setting for the frequencies of Carcinoma?

Possibly...

$$17033662/1821 = 9354.01$$

Dr. Stafford Electrode Device

Staphylococci	670 Hz	$555171/670= 828.61$ A non Sub Harmonic
Streptothrix	719 Hz	$192000/719= 267.03$
Streptococci	551 Hz	$720000/551 = 1306.72$ A non Sub Harmonic
Sarcoma	1850 Hz	Fundamental Is Unknown
Carcinoma	2000 Hz	$1604000/2000= 802$

Again there seem to be non harmonic frequencies, but just a change of a Hz or two will make a significant difference.

$$\text{Staphylococci } 555171/668 = 831.09$$

$$\text{Streptococci } 720000/550 = 1309.09$$

As can be seen the frequencies given to Dr. Stafford were primarily derived from the #4 device, with a couple derived from the 1934 device. One other clue that might be surmised from this letter is the frequency for Sarcoma. We now know that the carcinoma frequency used in the electrode instrument was derived from the #4 machine. If one assumes that the #4 machine also was used to derive the frequency for sarcoma, one might be able to make a guess as to what this frequency might be. Crane divided the BX

frequency by 802, to get 2000 Hz. If he did the same for the sarcoma frequency then the frequency would be $1850 \times 802 = 1483700$. Is this a valid frequency?

It just may be!

Examples:

$1483700/2007.5 = 739.02$	Sarcoma
$1483700/785 = 189.06$	Streptothrix
$1483700/728 = 2038.04$	Staphylococcus
$1483700/802 = 1850$	B. Coli rod
$1483700/880 = 1686.02$	Streptococcus
$1483700/1552 = 955.99$	B. coli Virus

If one examines the frequency (3524) for Sarcoma given by John Crane in his hand written letter of 1959, one finds that it is a coordinative resonance of 1483700.

$1483700/3524 = 421.02$

Although 1755 is not a sub harmonic CRF, 1758 is... $1483700/1758 = 843.97$

Until such time as the actual Rife Fundamental Frequency for Sarcoma is known, 1483700 should be used with some caution. It does have a good mathematical sub harmonic relationship with many other CRF's, but this may be just a mathematical coincidence.

The Beam Rays Device

In the late 1930's Dr. Rife along with some business partners created the Beam Rays Corporation (notice Rays is plural) with the intention of commercially producing his frequency device. Dr. Rife's engineer, Phillip Hoyland developed a new frequency instrument for this purpose. Although this instrument is commonly the Beam Ray device, investigation of court affidavits show that the device was called the Rife Ray instrument. The Rife Ray, constructed by the Beam Rays Corporation, was the first instrument to utilize CRF's. One of these instruments has survived into our modern era and, has been completely reverse engineered. We know what frequencies this device utilized, but some questions have arisen insofar as many of the frequencies produce no effects whatsoever. For some time, it has been thought that either the device was somehow flawed, or that it utilized some unrecognized method to produce physiologic effects. It is known that the CRF's utilized by this Rife Ray instrument were 10 times higher than an equivalent modern day CRF's. One would find 8020 utilized by the Beam Ray instead of 802. It is the authors opinion that either some prior owner improperly repaired the machine, or that the 10X frequencies generated by it were deliberately incorrect from the date of the devices construction. What follows is an analysis of the frequencies this device supposedly utilized for treatment.

Known Frequencies for the Rife Ray Instrument are as follows – will attempt match with the #4 machine or the WSR.

B. Coli Virus	17220	No Matches
---------------	-------	------------

Cancer (BX)	21275	No Matches
B. Coli Rod	8020	Match $417000/8020 = 51.995$
Leprosy	6000	Match $251926/6000 = 41.98$
Staph. Aureus	7270	No Matches
Strept. pyogenes	8450	No Matches
Streptothrix	7870	No Matches
Syphilis	6600	No Matches
Tetanus	1200	Match $234000/1200 = 195$
Tuberculosis Rod	8300	No Matches
Typhoid Rod	6900	Match $868964/6900 = 125.93$ (Exact 6896)
Typhoid Virus	18620	No Match

Only four out of twelve of the 10X CRF's match, and they are based upon either the #4 machine or the WSR fundamental frequencies.

Let us examine the Beam Ray Frequencies after being divided by 10.

B. Coli Virus	1722	Match $11103424/1722 = 6447.98$
Cancer (BX)	2127.5	Match $1604000/2127.05 = 754.09$
B. Coli Rod	802	Match $417000/802 = 519.95$
Leprosy	600	No Match (#4 machine fundamental missing)
Staph. Aureus	727	Match $478000/727.5 = 657.04$
Strept. pyogenes	845	Match $720000/845 = 852.07$
Streptothrix	787	Match $192000/787 = 243.96$
Syphilis	660	No Match
Tetanus	120	Match $234000/120 = 1950$

Tuberculosis Rod	830	Match $541142/830 = 651.97$
Typhoid Rod	690	No Match
Typhoid Virus	1862	Match $1445000/1862 = 776.04$

A total of 9 matches out of 12. The 10X frequencies for Typhoid Rod (6900 Hz) ,for Leprosy (6000), and Syphilis (6600) do match and produce CRF's. This while their 1/10th CRF (690, 660, 600) do not. The question is why do the three 10X frequencies in the 6000 Hz range produce CRF's and none of the others (10X)? Was this some sort of assembly error in the machine during a prior rebuild? Or was the machine constructed like this from the beginning?

As previously mentioned, some of the frequencies listed for the Beam Rays, Rife Ray instrument seem to be CRF's of the beat frequency generated between the WSR and the carrier frequency.

Beat Frequencies

B. Coli Virus	17220	$11103424-8581000 = 2522424$	No Match
Cancer (BX)	21275	$17033662-11780000 = 5253662$	Match $5253662/21270 = 246.99$
B. Coli Rod	8020	$683000-317914 = 365086$	No Match
Leprosy	6000	$743000-251926 = 491074$	No Match
Staph. Aureus	7270	$998740-555171 = 443569$	Match $443569/7270 = 61.01$
Strep. pyogenes	8450	$2111214-1241000 = 870214$	Match $870214/8450 = 102.98$
Streptothrix	7870	$678000-186554 = 491446$	No Match
Syphilis	6600	$2775856-900000 = 622144$	No Match
Tetanus	1200	$700000-15779 = 684221$	No Match
Tuberculosis Rod	8300	$583000-541142 = 41858$	Match $41858/8300 = 5.04$
Typhoid Rod	6900	$900000-868964 = 31036$	No Match
Typhoid Virus	18620	$13943835-9680000 = 4263835$	Approx. Match $426923/18620 = 22.92$

If one uses the Beat Frequency, there are certainly some CRF's which are generated, but CRF's based solely upon the Beat frequency do not work!

It seems obvious that with a good match to 9 out of 12 Fundamentals, the actual CRF is the 10 X divisor of the original Rife Ray frequency. The connotations of this are significant. The existence of these

frequencies mean the original concept of using CRF's originated with Dr. Rife and possibly Phillip Hoyland, and not John Crane! It means that CRF's have been around since the late 1930's almost 70 years . Sadly, the notes about the development of CRF's are missing from the public domain. Perhaps someone has these, perhaps they have been forever lost. Many of our modern day CRF's are certainly from derivations created by John Crane. Acknowledgement for the principle of Coordinative Resonance, and many of our present day audio range frequencies should be given to Dr. Rife and not John Crane.

An Investigation of Sweep Frequency Variance

At times it has proven advantageous to utilize a variance of the primary frequency. We do this by creating what is known as a "sweep". In creating a sweep one utilizes some center frequency and then gradually increases or decreases the frequency in a variance from the center frequency. One might do a +/- sweep across a 4 Hz range from 2117 for instance. This means that frequencies from 2113 up to 2121 will be generated. This process has not been well understood until recently. It is thought that one is merely moving the frequency only a few Hz, but is that what is occurring?

Let us remember the Rule of Coordinative Resonance utilized in this paper:

A Coordinative Resonance Frequency (CRF) is defined as an exact or near exact divisor of the Rife fundamental frequency.

A sweep frequency, in order to be a sub harmonic and create maximum resonant response, must therefore be an exact or near exact divisor of the fundamental. We sweep frequencies in order to discover a frequency shift from a known fundamental to an "adapted" fundamental. Such shifts in fundamental frequencies can occur from patient to patient , and from area to area within the same patient. What this means is that when we do a frequency sweep, each 1Hz change in the frequency of the CRF shifts the potential match point for a Rife Fundamental frequency by the numeric value of the divisor that created the CRF.

Fundamental Frequency = F Sub Harmonic Frequency (Treatment Frequency - CRF) = f
 F/f = Divisor that created the CRF
 Pathology - Carcinoma

Fundamental Rife Frequency (F) #4 Machine 1604000 1934 Machine 17033662

Treatment Frequency (f) 2116 Hz F/f = 758.03 F/f =8049.93 (8050)

Sweep Effects +/- 4 Hz

(f)	(F)	F/f	(F)	F/f
2117	1604758	758.03	17041712	8049.93
2118	1605516	758.03	17049762	8049.93
2119	1606274	758.03	17057812	8049.93
2120	1607032	758.03	17065862	8049.93
2115	1603242	758.03	17025612	8049.93
2114	1602484	758.03	17017562	8049.93
2113	1601726	758.03	17009512	8049.93
2112	1600968	758.03	17001462	8049.93

With a much higher frequency CRF, the divisor that created the CRF is numerically smaller, and thus frequencies change less with each 1 Hz step of the sweep.

Treatment f	Sub Harmonic of Fundamental F	F/f	Step Width in Hz per 1 Hz change of F	sub harmonic CRF F/f
10025 Hz	1604000	F/f = 160 Hz	17033662	1699.1 Hz
23560 Hz	1604000	F/f = 68 Hz	17033662	722.99 Hz
145480 Hz	1604000	F/f = 11Hz	17033662	117 Hz

The Modern digital frequency generators allow us to utilize frequencies with a high degree of precision and repeatability. Accuracies of .03 Hz below 10 KHz are present in several available digital frequency generators.

Thus one could easily generate a frequency such as 2116.10 Hz, and know that the resultant change in the Rife fundamental is only 75.8 Hz (1604075.8) or 804.993 Hz (17034466.993) . At 10025.1 Hz, the change in the Rife fundamental would be only 16 Hz (1604016) and 169.91 Hz(17033831.91). This also means that if one can isolate a particular sweep frequency as effective, then one knows the “adapted “ fundamental. From this “adapted “ fundamental one can derive new reliable CRF’s.

Utilizing New Coordinative Resonance Frequencies

There are thousands of new frequencies which we may now explore and utilize for treatment purposes. Yet, how should we choose them for maximum effectiveness? Should the divisor be even or odd? Should the CRF be even or odd? Does it matter?

One must look to the generation of harmonic frequencies by square waves for our answers. Rife utilized sine wave frequencies for his fundamentals. Sine waves by definition produce no harmonics. Square waves tend to produce odd numbered harmonics.

In our general usage, all frequencies generated by square waves of our frequency instruments are odd multiples of the CRF. For example 1,3,5,7,9,11,13,15,17,19,21,23,25,27,29,31 and so on. Using an arbitrary fundamental frequency of 24000, one would have to choose a specific odd numbered sub harmonic that is a CRF. In this case a good match would be 1600 Hz. $24000/15 = 1600$. The divisor is odd meaning an exact match of frequencies will occur at the 15th harmonic of 1600 Hz (15 X 1600 = 24000). So how does one go about choosing the odd CRF’s ?... All divisors that are odd – end in 1,3,5,7, or 9. For example using the fundamental frequency of 1604000, divisors at 5 (320000Hz CRF), 25 (64160Hz CRF), and 125 (12832Hz CRF) might be used.

This brings up an important aspect of mathematics – The divisor and the dividend are both CRF’s!
 $24000/15 = 1600$ (the CRF) $24000/1600 = 15$ (the CRF)

Here is a simple table showing how the CRF (1600 Hz) relates to the Fundamental:
 24000 Hz Fundamental

Harmonic #	1	3	5	7	9	11	13	15
CRF	1600	3200	8000	11200	14400	17600	20800	24000

One could also create a table for 15 Hz and find that 1600 harmonics of 15 Hz later, the fundamental would be generated. The problem here is that a CRF of a 15 Hz square wave, aligns itself to an even divisor and will not match! So one must be careful in choosing a CRF.

Here is a general rule known as **“The Rule of Divisors”**:

When utilizing a 50% duty cycle square wave, all divisors utilized to generate a CRF must be an odd number, they must end in 1,3,5,7,or 9

An example – Rife Fundamental for BX – 1604000

$1604000/10025 = 160$ (the CRF) – A 160 Hz, 50% duty cycle square wave, would have to generate 10025 harmonics of itself to produce a harmonic with the frequency of 1604000. 10025, being an odd number, will allow a 160Hz square wave to produce a harmonic of 1604000.

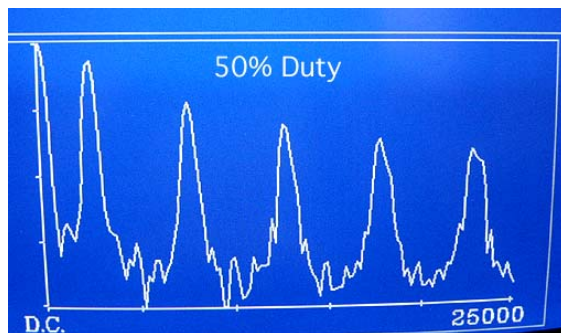
A problem arises in this case when we try to reverse the dividend for the divisor utilizing a 50% duty cycle square wave. $1604000/160 = 10025$ (the CRF). 10025 would have to generate 160 harmonics of itself to produce a harmonic with the frequency of 1604000. The problem is that 160 is an even number and thus will not produce an odd harmonic at this frequency from a 50% duty cycle square wave. It will produce the frequencies of 1614025 and 150375, but not 1604000.

But what about the even numbered harmonics? For example 2, 4, 6, 8, 10, 12,14,16,18,20, 22, 24,26,28,30 and so on ? How do we/can we, utilize these? If one had a fundamental frequency of 24000 Hz, and intended to use a CRF of 800 Hz, 50% duty cycle square wave , then the divisor would be 30, an even divisor, and thus it does not adhere to the Rule of Divisors. The 30th harmonic of 800 would exactly match the fundamental Rife Frequency of 24000Hz. The problem is; an 800 Hz ,50% duty cycle square wave, will not produce a harmonic at 24000 Hz. It can only produce 24800 Hz (31st) or 23200 Hz (29th) , it cannot produce a 30th harmonic.

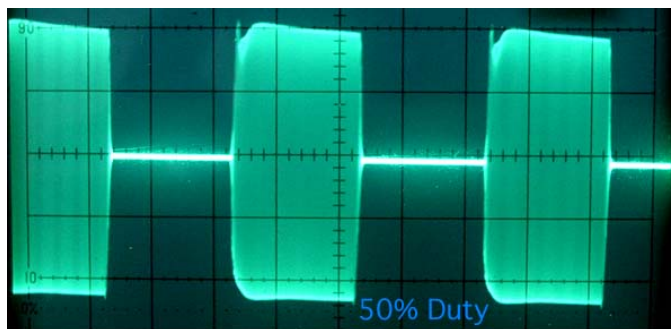
This problem with even and odd divisors appears to limit our choices. Examination of the CRF's in present usage shows many of them to be very effective even though some need to produce an even harmonic out of a square wave to match the Rife fundamental. How is this possible? The answer is that square wave frequencies are generated with many harmonics which often combine and subtract from each other. This is known as the process of heterodyning or frequency mixing. This process does occur within a plasma tube, and probably occurs within the human body through the application of frequencies through contact electrodes. Thus, frequencies may combine to form an even CRF from a square wave. The issue with being unable to generate a proper CRF is one that the author considers to be quite significant. For optimal effects it is urged that one match the CRF to the Rule of Divisors, and directly to the wave form output of your instrument.

There is a method which some devices and frequency generator devices may utilize to create both even and odd harmonics from a square wave. By increasing the duty cycle of a square wave to 60% or more, even harmonics are generated. The duty cycle is the time the square wave is on as a ratio to the total time allotted for the wave. Most square wave generators create 50% duty cycles. Meaning it is on ½ the time and off ½ the time. A 1000 Hz square wave would mean that a square wave is generated 1000 times a

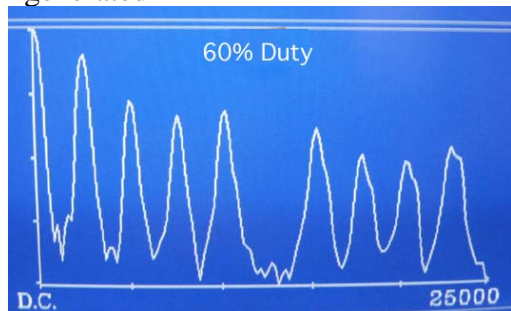
second. Each complete wave (on time + off time) would be allotted a total of 1/1000 of a second. With a 50 % duty cycle, the square wave would be present (on) 1/2000th of a second and the square wave would be off 1/2000th of second. $1/2000^{\text{th}} + 1/2000^{\text{th}} = 1/1000^{\text{th}}$. Increasing the duty cycle to 60% or 70% on time might produce some significant improvement in treatment outcomes with frequencies. Let us examine why. The pictures on this and the following page, demonstrate the effect of square wave duty cycle on the generation of harmonics.



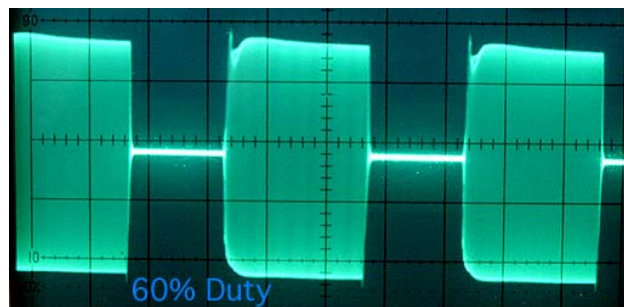
Audio Spectrum of 50% duty 2000Hz cycle Square wave. Odd frequencies only are generated



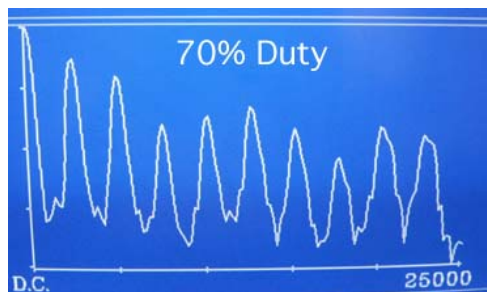
Rife/Bare Device transmitted pulse from 50% duty Square wave



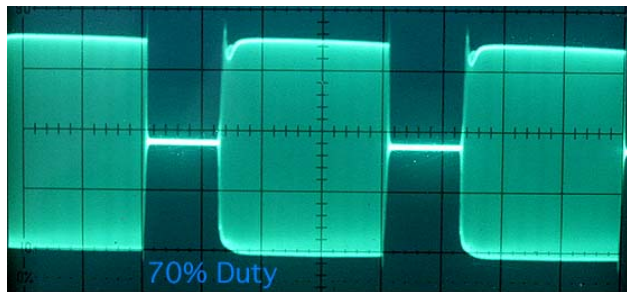
Audio Spectrum of 60% duty, 2000Hz Square Wave. There are now almost twice as many frequencies.



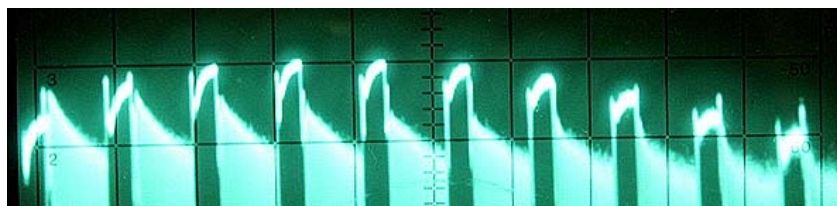
Rife/Bare Device transmitted pulse from 60% duty cycle square wave. The pulse width has increased in relationship to the 50% duty cycle pulse.




Audio Spectrum of 70% duty, 2000 Hz Square Wave. All even and odd harmonics



Rife/Bare Device transmitted pulse from 70% duty cycle square wave. The pulse width has once again increased.



Spectrograph of 5000 Hz transmitted wave from a Rife/Bare Device at 50% Duty Cycle.
Only odd harmonics are generated



Spectrograph of a 5000 Hz transmitted wave from a Rife/Bare Device at 70% Duty Cycle.
Odd as well as even harmonics are generated.

Certainly one might utilize an electrode pad type device and adjust the duty cycle to create even and odd harmonics of the CRF. Not all frequency generators have adjustable duty cycles at this time. The Rife/Bare device using an OM-1 transmitter is certainly responsive to changes in duty cycle. Rife/Bare instruments with modified CB radios have traditionally not been responsive to changes in duty cycle. The OM-1 transmitter has changed this. If you have a frequency generator, check the operations manual, or check with the manufacturer to see if it is possible to increase the duty cycle beyond 50%.

There is one other way to generate even harmonics. This is by utilizing what are known as triangle waves. Triangle waves are not in usage with most frequency therapy instruments at this time. They lack the extreme harmonic generation of a square wave, but may have uses if the CRF is not too far removed from the fundamental. An arbitrary figure (the divisor used to create the CRF) might be no more 20 to 30. Due to their lack of harmonics, using a sub harmonic CRF , 1000 or more times from the fundamental as many of our CRF's are, would probably mean minimal effectiveness. This is purely hypothetical conjecture about triangle waves , and should be evaluated before being promoted as correct.

There is an aspect to square wave duty cycles which needs to be explored based upon existing frequency instruments and potential therapeutic effectiveness. As mentioned, as the duty cycle increases, more harmonics of the square wave are generated. An equivalent effect occurs if one decreases the duty cycle of the square wave. An 80 % duty cycle square wave will produce a near equivalent number of harmonics as that of a 20% duty cycle square wave. R/B devices, EMEM devices , and perhaps some other instruments have electrical attributes that do not interact satisfactorily with square wave duty cycles below 50%. It is unknown how effectively a contact electrode frequency device will perform therapeutically with a duty cycle below 50%. As the duty cycle increases, the amount of energy delivered per unit of time increases, as does the number of harmonics generated. The author believes that the increase in power delivery, accompanied by an increase in number and types of harmonics (even and odd) created by duty cycles in excess of 50%, will translate into increased therapeutic effectiveness.

Evaluating Existing CRF's in the CAFL

The Consolidated Annotated Frequency List is perhaps the largest and most complete compilation of frequencies in the world. Freely available for download from <http://www.electroherbalism.com>, it is widely used as a reference for frequencies. One can use the Rule of Coordinative Resonance to evaluate frequencies listed for conditions in which the Rife Fundamental Frequencies are known.

A few examples:

Sarcoma Fundamental Frequency - 1483700

CAFL listings -

Sarcoma - 20080, 17034, 11780, 11430, 3524, 2128, 2008

Lympho Sarcoma – 482

Kaposi's Sarcoma – 249, 418, 647

To evaluate these frequencies – we must find a divisor which will create them from the Fundamental. An odd divisor preferably.

482 is a CRF $1483700/3078 = 482.03$

249 is a CRF $1483700/5958 = 249.02$

418 is a CRF $1483700/3549 = 418.06$

647 is a CRF $1483700/2293 = 647.05$

3524 is a CRF $1483700/421.02 = 3524.06$

However... 17034, 11780, 11430, and 20080 are not.

A more correct frequency than 2008 is 2007.5

$1483700/739.07 = 2007.52$

Out of this group of frequencies, only 418, 647, 3524, and 2007.5 are generated by odd divisors, and conform to the Rule of Divisors.

E. Coli Rod form

Fundamental Frequencies – 317914 (WSR), 417000 (#4)

CAFL – 8020, 800, 683, 417, 318

8020 is a CRF $417000/51.995 = 8020.00$

417 is a CRF $417000/1000 = 417$

800, 683, 318 are not CRF's. If one examines 318 Hz and 683 Hz, one finds that they were derived from Rife fundamentals but are not CRF's. 683000 Hz is the carrier frequency of the 1934 device, 317914 rounded off is 318,000 Hz. These types of frequency computations are found throughout the CAFL. This can be seen in the Sarcoma frequencies of 17034, 11780, 11430. 11430000 Hz is the purported carrier frequency for Sarcoma. 11780000 is the carrier frequency for Carcinoma, and 17034 is the WSR frequency of 17033662 rounded off. Not a one of these frequencies is a CRF, all are incorrectly derived, and all are probably ineffective.

The problem with ratios

Mentioned earlier was that the divisor of the fundamental, which creates a CRF, is also a CRF. One can easily take a frequency from the CAFL and divide it into the Rife Fundamental Frequency, to determine

the divisor that created the CRF. By this method one may determine if the CRF listed was not only reliable but also created in accordance with the Rule of Divisors. At times, this method seems to be flawed, a given frequency is not an exact match. For example a frequency found in the CAFL for Sarcoma is 418. $1483700/418 = 3549.52$. A non Sub Harmonic! But if one uses 3549 as the divisor to create the CRF then $1483700/3549 = 418.06$. Thus if decimal points are generated in creating a CRF, one will need to use the exact CRF with its decimal points to create the divisor. The problem is one of ratios, that is the numeric value of the divisor and the CRF in relationship to the fundamental. The solution to this problem with ratios requires decimal point accuracy to create mathematical equivalency between the CRF and the Divisor that created it. This paper is accompanied with two spreadsheets. One spreadsheet multiplies or divides a number through using a little over 32000 cells. The other spreadsheet takes a Fundamental Frequency and then divides it by one possible CRF in 0.01Hz increments across a width of 1 Hz. It will take 2127, and divide it into 17033662 by 0.01 increments for instance. The files are available for free download in Apple Works, and Microsoft Excel formats.

Closing Comments:

This paper should create the ability to generate many thousands of new frequencies, and possibly new machines to take advantage of them. No longer will the Rife community be hampered working with frequencies from the past. Our new frequencies should be looked upon as Coordinative Resonance's with the fundamental frequencies derived over 70 years by Dr. Royal Rife. We should utilize these new frequencies with some respect for Dr. Rife, and for the gift of health that he has provided us through them. Knowledge of the organisms and their CRF inter relationships within the one group containing the BX organism has been advanced. It is the authors hope that understanding the use of sweeps, frequency inter relationships, increased duty cycles, and CRF's will increase the effectiveness of existing machines significantly.

Missing are the Rife fundamental frequencies for the BY organism and Poliomyelitis. Polio was quite a scourge to society in the late 1940's and early 1950's. Did the notes with the frequencies for polio disappear at that time due to possible financial gain by someone? Spreadsheet programs will be made available with this paper so that people can examine in some detail the available CRF's that exist for a particular Fundamental Frequency.

The author would like to thank Olin Boyer for his assistance in creating the spread sheets which were of utmost value in writing this paper. Mr. Boyer also offered a few suggestions which were included in this paper. The author would also like to thank Jason Ringas of the Rife Research Group of Canada for his informative postings and dedicated collection of Rife related materials. The author offers thanks to the UK Rife Research Group, which reverse engineered and determined the frequencies utilized by a 1939 Beam Rays Corporation, Rife Ray instrument.

The author invites any comments and possible corrections to this paper.

James E. Bare, D.C.
jbare@rifetechnologies.com